


winner 棉裡医疗

Purification 全棉时代



Winne Medical Co., L d.

# Ann al Repo

Dea ha eholde and pa ne :







01

**Impo an No e ,  
Con en , and Defini ion**

**Imp o e life q ali  
and ed ce en i onmen poll in**



# Impo an No e



## Con en



## Document Catalog



## Defini ion

---



---

---

---

---

---



S n Qian

B and Amba ado ofP co on

Handwritten signature and initials: 李思琪 B

# Compan P ofile and Majo Financial Indica o



## I. Company Information

---



### III. Information disclosure and keeping place

---

---

---

---

### IV. Other Relevant Information

---

---

---

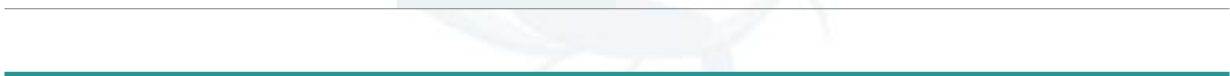


---

---

---

V. Major Accounting Data and Financial Indicators

□

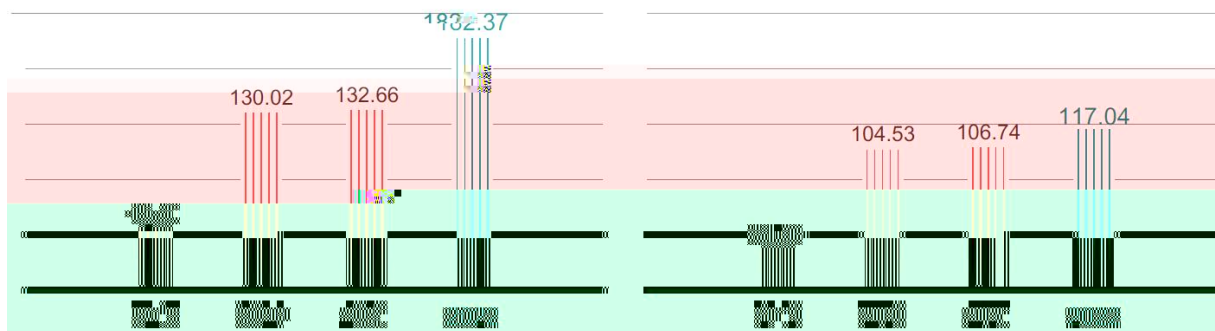


□

□

Total Assets (100 million yuan)

Net Assets (100 million yuan)



VI. Key Financial Indicators

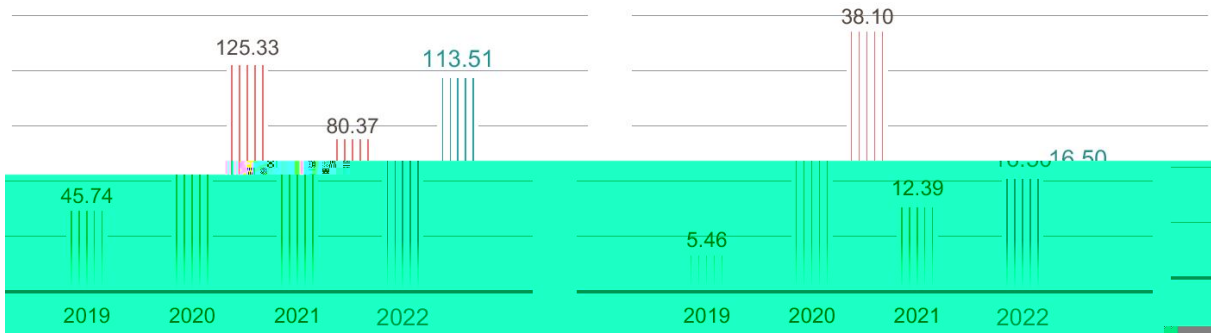

VII. Differences in Accounting Data between Domestic and Foreign Accounting Standards

1. The difference between net profit and net assets in financial statements disclosed according to the International Accounting Standards (IAS) and Chinese Accounting Standards (CAS)


2. The difference between net profit and net assets in financial statements disclosed according to the Overseas Accounting Standards (IAS) and Chinese Accounting Standards (CAS)

Operating income (100 million yuan)

Net profit (100 million yuan)



□



□

□

# 03

## Management Discussion and Analysis



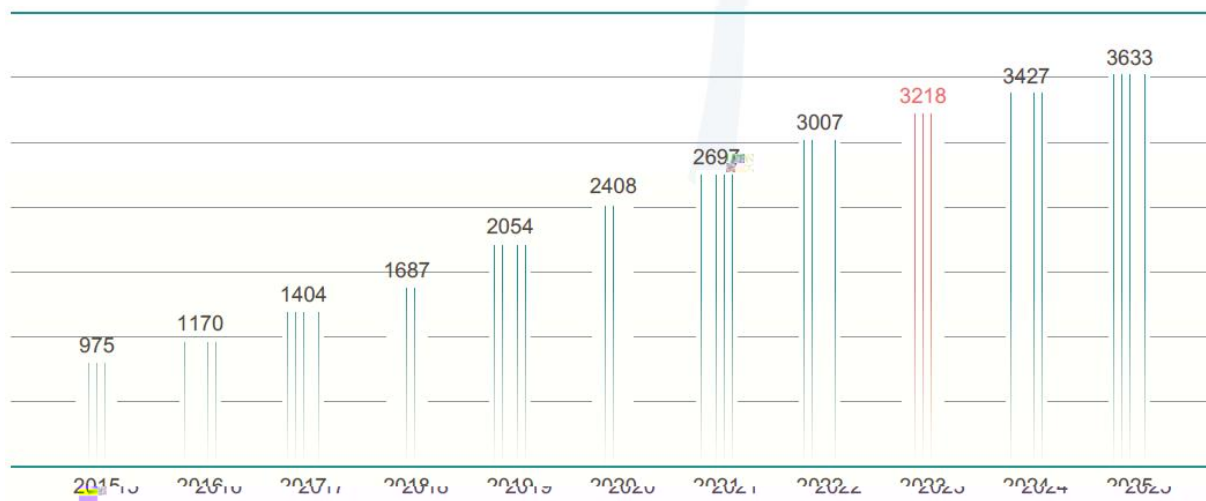
## I. The industry in which we operate

### 1. Industry definition

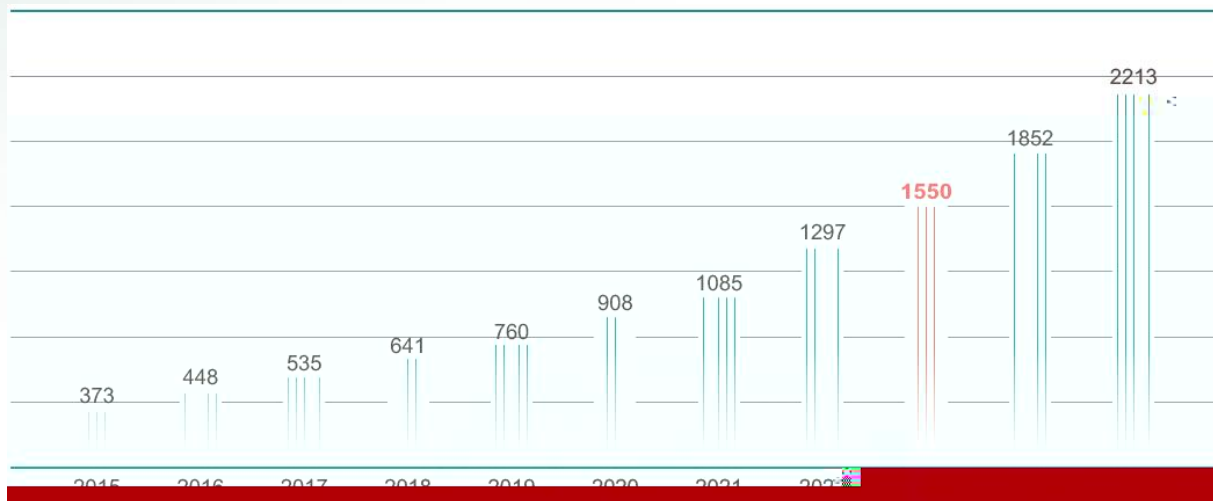
### 2. Development of the industry

#### (1) Development of medical consumable industry at home and abroad

Size of medical consumable market in China from 2015 to 2025 (100 million yuan)



Size of total medical consumable market in China from 2015 to 2025 (100 million yuan)




- Market development of open access infection control products



Development of injection and penicillin

Development of medical equipment



(2) De elopmen of con me good egmen a ion ind

○ De elopmen of co on i e

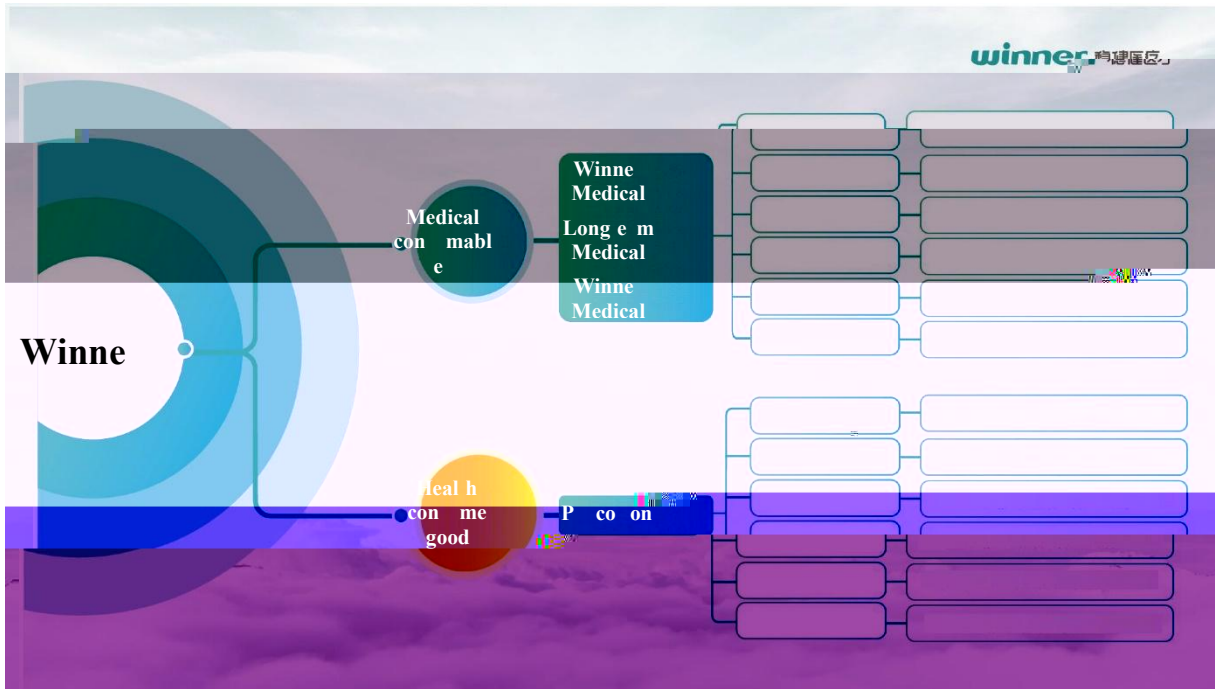


○ Development of digital products






## II. Main Business of the Company during Reporting Period





## 2. Health and Good Section

IF, tñ'€ð Tt )p ð



(II) Main Product and Position

The main category and image of some products under the Company's medical consumable collection are as follows:



Main Position:

Product:



Main Position:



The main categories and images of some products under the company's health care and home goods are as follows:



Product:



Product:



Product:



Product:



Product:



Product:

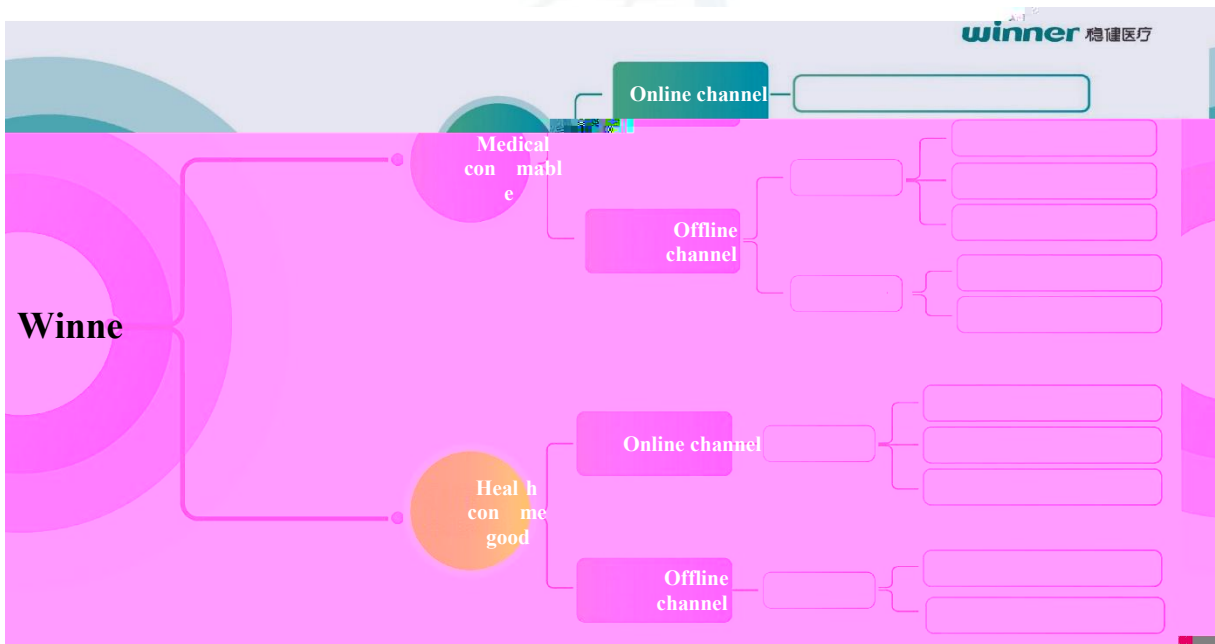
(III) Main Operating Mode

1. Process mode



2. Production mode

3. Sales mode



(IV) Main Design Factors of Performance

1. Medical consumable indicators, the good indicators will keep going rapidly

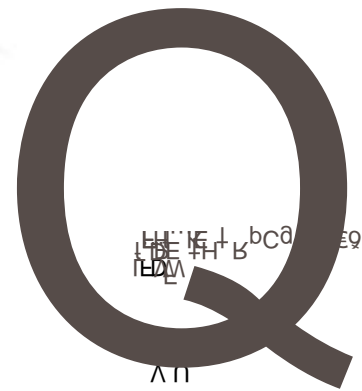
W  
K-DW  
D

W  
W  
7 ~ 100 T 0


### III. Analysis of Core Competence

#### 1. Advancing the Philosophy and Corporate Culture

ED



### 3. Ad an age of q ali con ol



4. Product and age

(1) Medical consumables



(2) Brand advertisement in the field of health care

## 6. Advertisement channel

(1) Advertisement of online channel

(2) Advertisement of offline channel

(3) Advertisement integration between online and offline channel

7. Advancing of full industrial chain

IV. Main business analysis

1. Overview

(I) Business analysis

(1) Medical consumable business: in the field of high-end medical consumables, and conventional products business, mainly high-end medical consumables

P o d c



Channel

# STANDARD

(2) Health comes good by itself : continue to  
again the end

remain at

○ Product



3 X UFRWRQ

WE

# WINNER

Comprehensive analysis

WINNER

WINNER

WINNER

WINNER

WINNER

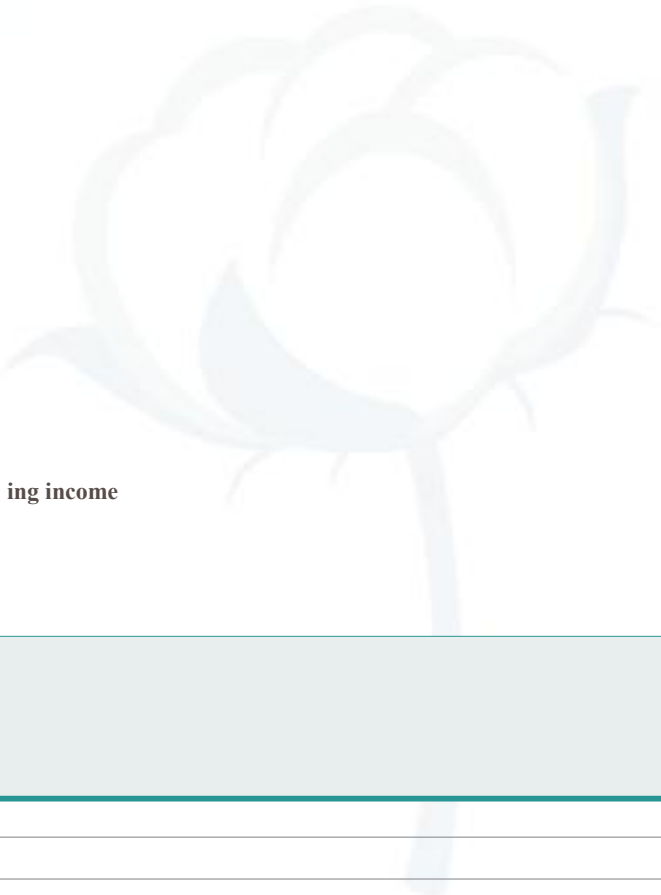
WINNER



(2) Product R&D




(3) Digital Transformation



**2. Re en e and Co**

**(1) Compo i ion of ope a ing income**

O e all ope a ing income






---

---

---

---

---

---

---

---

---

---

---

---

---

---

---

---

---

---

---

---

---

**SOOPRIV**


---

---

---

---

---



---

---

---

---

---

---

---

---

---


---

---

---


□

□



---





---

---

---

---

---

---

---

---


---

---

---

---

(3) Whether the Company's physical assets are encumbered by mortgages or other liens and the amount of such encumbrances



---

---

---

---

---

---

---


---

---

---

---

---



Lined writing area with multiple horizontal lines.


□

(4) Performance of significant activities and significant processes undertaken in the Company during the reporting period

□

М

www.vpfe



---

---

---

---

---

---

---

---

---

---

---

---

(6) Whether the consolidation scope change in the reporting period

(7) Major changes or adjustments of business, production process of the Company during the reporting period

(8) Major customers and major suppliers

---

---

---

---

---

---

---

---

---

---

---

---

---

---

---

---

---

---

---

---


---

---

---

---

3. Co





(2) Sale model and channel

Blank writing area for 'Sale model and channel' with a grey header bar and horizontal lines.

(3) Financing and distribution

Blank writing area for 'Financing and distribution' with a grey header bar and horizontal lines.

**(4) Online sales**

---

---

---

---

---

---

**(5) Agency operations**

**(6) Innovation**

---

---

---

---

---

---

---

---


---

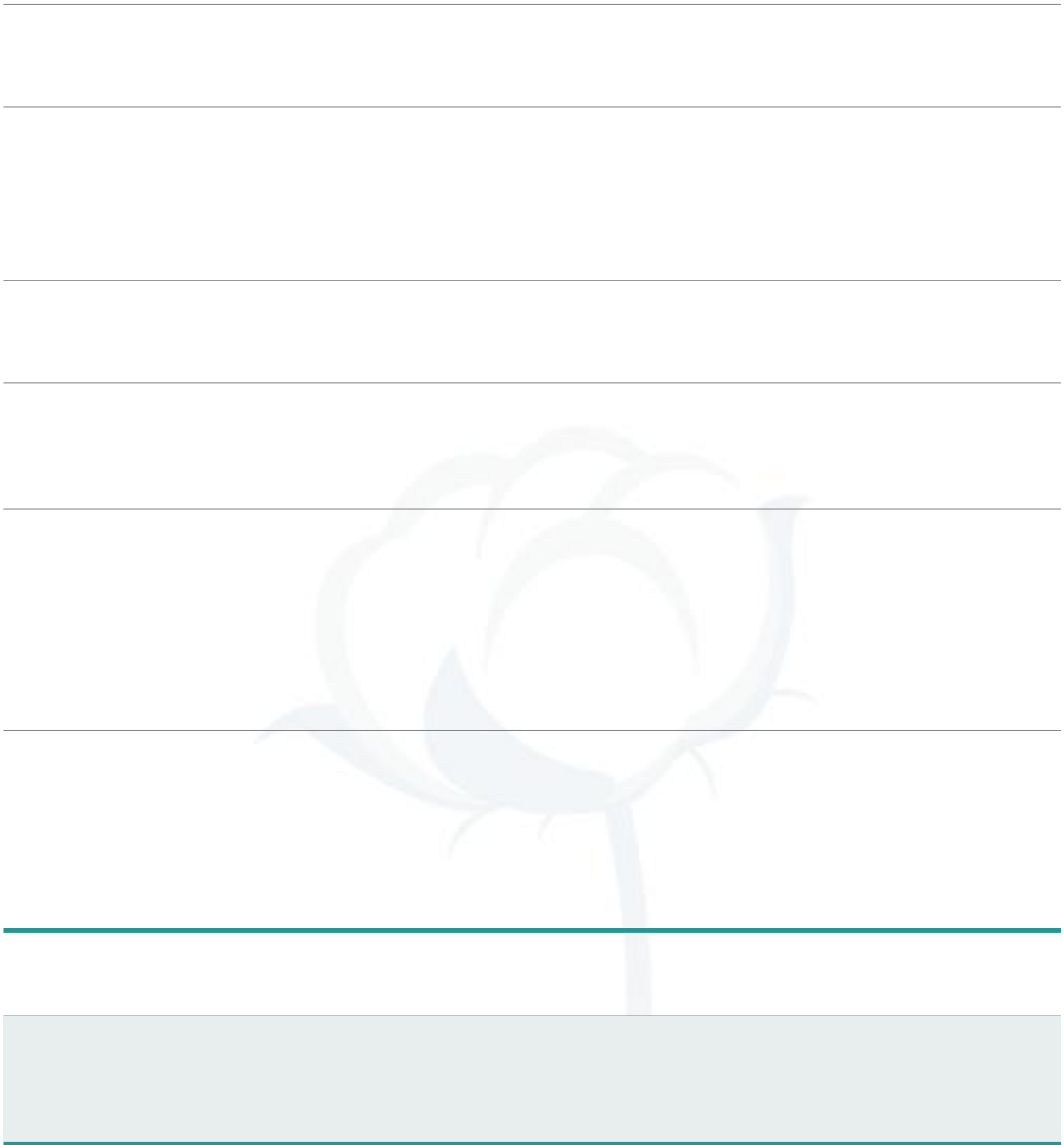
---


---

---

---








(8) O he



5. R&D expense

□



U



---

---

---

---

---

---

---

---

**(I) Information on the members of the administrative and medical bodies**

---

---

---

---

---

---

---

---

---


---

## (II) Ne 1 ob ained ce ifica e of medical de ice in 2022

### 1. Dome ic







---

---

---

---

---

---


---

---


---


---

---




2. About





A series of horizontal lines for writing, starting below the grey bar and extending to the bottom of the page. A large, faint, stylized blue graphic of a bird or wing is centered in the background of this section.



6. Ca h flo

---

---

---

---

---

---

---

---

---

---





---

□

□






V. Non-main operation


□



VI. Analysis of assets and liabilities

1. Major change in asset composition







□

3. Re ic ed igh o a e a of he end of he epo ing pe iod

## VII. Anal i of in e men

1. O e all i a ion

□



€ñ6€P



4. In e men in financial a e

(1) Sec i ie in e men

- 

---

---

---

(2) De i a i e in e men

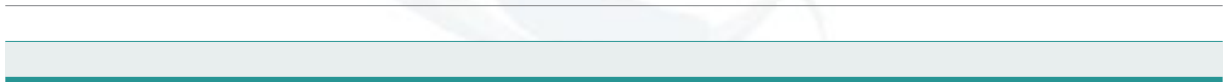

- 

- 

-

5. The effect of proceeds

(1) The overall effect of proceeds





---

---

---

---



---

---

---

---

ANNEX 1

G

G

S

TOP

Z

R

DESIGN & ARCHITECTURE

U I


H

COM

ANNEX 1

(3) Change in proceeds project

□



### VIII. Sale of significant assets and equity

1. Information of significant assets for sale

2. Information of significant equity for sale

### IX. Analysis of major holding companies and joint stock companies

---

---

---

---

---

---

---

---

---

---

**X. Selected subjects controlled by the Company**


□

**XI. Properties of the Company**

**(I) Strategic planning:**


1. Medical consumable business

2. Health care products business



(II) FY2023 b ine plan

1. Medical con mable b ine



2. Heal h li ing con me p od c b ine

**(III) Possible risks to the Company**

1. Risk of a material price fluctuation and countermeasure

2. Risk of a sudden increase in demand for infection prevention products and countermeasure

4. Risk of change in industry policies and standards


5. Risk of not receiving reimbursement for the Medical Intervention Project of Winne Medical (Health) and  
consequence

6. Impairment of good will and reputation and consequence

7. Risk of proceeds project and connection

**XII. Regulation for exception of ... , communication, in ... and other activities during the reporting period**

□



L

KAHMO



---

---

---


---

---

---

---

---



A woman in a white dress stands in a field, looking towards the camera. A large, semi-transparent circular graphic is overlaid on the scene, containing the text. The background shows a vast, open landscape under a clear sky.

Co po a e Go e nance

## I. Basic Structure of Corporate Governance

1. Shareholder and general meeting of shareholder

2. Company and controlling shareholder, actual controller

3. Director and Board of Director

4. Supervisor and Board of Supervisor

5. Performance evaluation and incentive design mechanism




**II. Independence of the Company from its controlling shareholders and actual controllers in terms of management, personnel, finance, information and business**

**1. Asset independence**

**2. Personnel independence**

**3. Financial independence**

**4. Organization independence**




5. B ine independence



## VII. Directors, Senior Officers and Senior Management

### 1. Basic Information




□



18  
10  
(2) Board of Directors

18



18

18

18  
MR. LUH V

(3) O he enio managemen

□

---

---

---

---

---

---

---

---

□

---

---

---


---


---

---

---

---









2. Attendance of directors at the board meeting and the general meeting of shareholders

---

--

---

---

---

---

---

---

---

---

---

3. Objection made by director or shareholder

4. Other description of the performance of director

**IX. Si a ion of pecial commi ee nde he Boa d of Di ec o d ing he epo ing pe iod**

---

---

---

---

---

---

---

---

**X. Wo k of he Boa d of S pe i o**

□

## XI. Company Employees

### 1. Number of employees, professional composition and educational background



## 2. Pa polic





### XIII. Implementation of the Company's equity incentive plan, employee stock option plan or the employee incentive measures

□

#### 1. Share Incentive

□

---

---

---

---

2. Implementation of the 2022 Strategic Plan

□

HOW



V L Q H V H U V S

CHINA

INDIA

AFRICA



---

---

---

---

## XVI. Self-evaluation report of internal control

### 1. Internal control self-evaluation report

---

---

---

---

---

---

---

---



---

---

---

---

---

---

2. In e nal con ol a di epo o a hen ica ion epo

**XVII. Rec ifica ion of elf-in pec ion p oblem in he pecial ac ion on go e nance of li ed companie**

A woman with long dark hair is shown from the waist up, wearing a white short-sleeved top and light blue leggings. She is wearing a light blue face mask that covers her nose and mouth. Her right arm is raised, and her left arm is extended downwards. A large, semi-transparent circular graphic is overlaid on the right side of the image, containing a dark teal horizontal bar with white text.


**En i onmen and  
Social Re pon ibili**

## I. Major initiatives





Eni initiatives in the police field











PHOTOGRAPHY



LDHV @D€  
X  
p@1P @ "w^S"

LQ Q G

ëV ~ †ñ'€ñ0 RfTP` 0 p  
WBRF&('tp



# MG

○

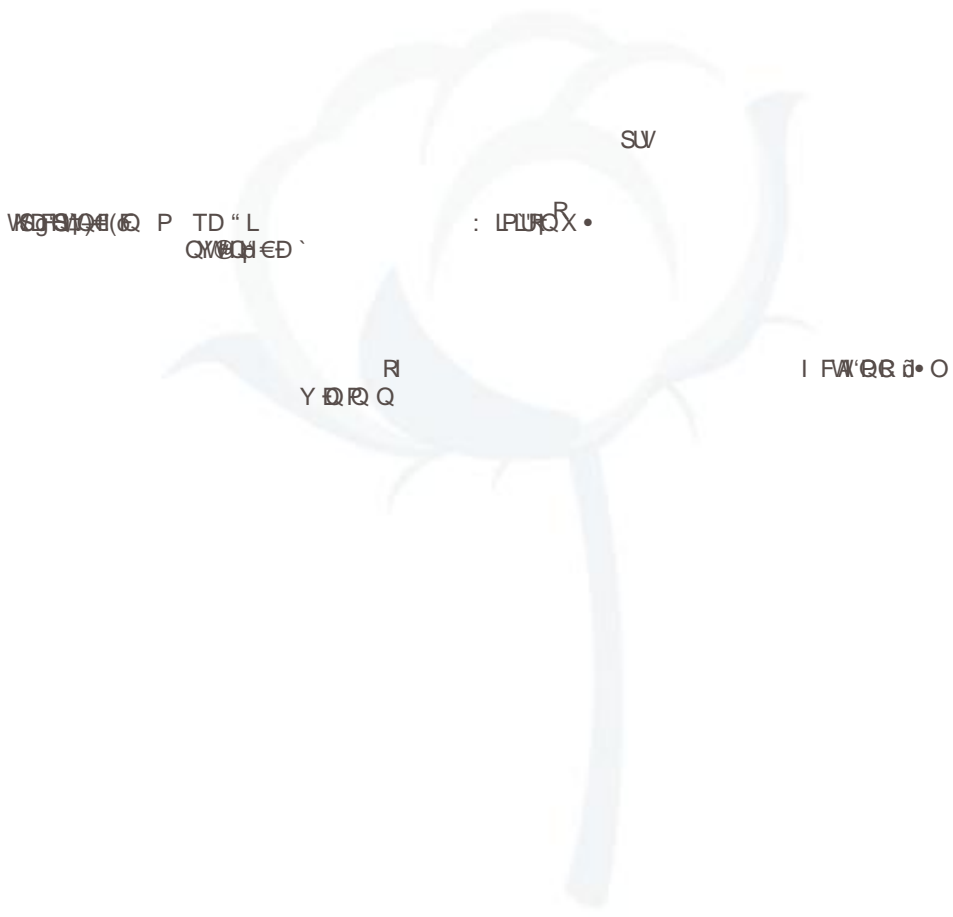
○



# G

# MAKE GOOD

Ann ... po



VERSION (P TD "L  
QWEHED`

: IPURX•

SU/

GGiY@D"RyXa= @ P D

R  
YDQ Q

I FW'RR d• O

## II. Social e pon ibili

1. P od c and c ome e pon ibili ie

2. En i onmen al heal h and afe e pon ibili

3. Re pon ibili ie of emplo ee and comm ni ie

### III. Consolidating and expanding the achievement of people alliance and digitalization






Impo an Ma e

## I. Performance in fulfilling commitments

1. Commitments fulfilled in kind and not fulfilled by the end of the reporting period by the Company's actual controller, shareholder, related party, acquirer and other commitment parties

□







---

---

---

---

2. In case the Company's net operating income is negative, and the net income is also negative

concerning the reporting period, the Company shall make a statement about the achievement of the objectives of the original business plan and the reasons therefor

**II. Non-operating operations of affiliated companies by controlling shareholders and their related parties**

**III. Illegal earnings**

**IV. Statement of the Board of Directors on the late non-attendance at the reporting period**

**V. Statement of the Board of Directors, the Board of Supervisors and Independent Directors (if any) on the non-attendance at the reporting period of the accounting firm during the reporting period**

**VI. Statement of the Board of Directors on accounting policies, accounting estimates and change of significant accounting estimates or corrections in the reporting period**

**VII. Explanation of change in the scope of combined financial statements when compared with the financial statements of the previous fiscal year**

### VIII. Appoin men of and di mi al of acco n ing fi m

---

---

---

---

---

---

---

---

---

---


---

---

### IX. Deli ing conf on ed pon di clo e of he ann al epo

### X. Bank p c eo gani a ion

## XI. Major Initiatives, Achievements



H



BCR



---

---

---

---

---

## XII. P ni hmen and ec ifica ion

## XIII. C edi condi ion of he Compan , i con olling ha eholde and ac al con olle

## XIV. Majo ela ed an ac ion

1. Connec ed an ac ion ela ed o dail ope a ion

2. Connec ed an ac ion a i ing fom he acq i i ion o ale of a e o eq i



**2. Majorance**

**3. Environmental management**

**(1) Information of environmental financial management**

---

---

---

---

---

---

---

---

**(2) Information of environmental loan**

4. Other major contracts

XVI. Description of other important events

XVII. Major events of biodiversity






**Change in Sha e and  
Sha eholde**

## I. Change in Share

### 1. Change in share

A large rectangular area of the page is completely redacted with a solid grey color, obscuring any text or data that might have been present.

2. Change in deferred share

---

---

---

---

---

---

---

---

**II. Section I Income and Liabilities**

1. Section I income during the reporting period (including deferred share)

2. Change in the total number of shares and shareholders of the Company, as well as the change in the Company's assets and liabilities

3. Ending net employee share



**winner** 梅建医疗



□

3. Actual control of the Company and the person acting in conce

---

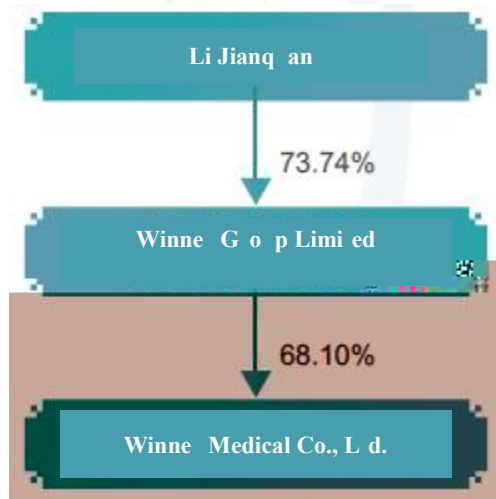
---

---

---

---

□




□

4. The claim in respect of pledged shares of the controlling shareholder of the large shareholder of the Company and the performance in connection with 80% of the total shares of shares held by them in the Company

5. Other cooperative shareholder holding more than 10% of the shares

6. Reciprocity and cooperation of the shares of controlling shareholder, actual controller, cooperation partner and other promised entities

#### IV. Specific Implementation of Share Repurchase in the Reporting Period





Predefined Share





Information Related to  
Product

# Financial Repo

87

**I. A di Repo**

---

---

---

---



---

**I. A di Opinion**


**II. Ba i fo A di Opinion**

**III. Ke A di I em**





winer 德通  
FAB



HV

DD

6  
XEH7 ~

IV. Other Information





## II. Financial Statement

### 1. Consolidated Balance Sheet









## 2. Balance Sheet of Parent Company


---




2022年12月31日

E

2022年12月31日





### 3. Consolidated Statement of Income

---



---

IP €ñÐ



06.09.2022

ГНФ— Ð


A series of horizontal lines for writing, consisting of a thick top line, a thin middle line, and a thick bottom line, with several thin lines in between.







## 5. Consolidated Statement of Cash Flows



	2022	2021




## 6. Cash Flow Statement of Parent Company

---





## 7. Consolidated Statement of Changes in Owners' Equity




	31 Dec 2021	31 Dec 2020
Share capital		
Reserves		
Retained earnings		
Total		
Share issue		
Share repurchase		
Share-based payment		
Dividend		
Change in exchange rate		
Change in fair value of financial assets		
Change in fair value of financial liabilities		
Change in provisions		
Change in provisions for doubtful debts		
Change in provisions for inventory obsolescence		
Change in provisions for other		
Change in provisions for employee benefits		
Change in provisions for taxation		
Change in provisions for other		
Change in provisions for other		
Change in provisions for other		
Change in provisions for other		
Change in provisions for other		
Change in provisions for other		
Change in provisions for other		
Change in provisions for other		
Change in provisions for other		
Change in provisions for other		
Change in provisions for other		
Change in provisions for other		
Change in provisions for other		
Change in provisions for other		






## 8. Statement on Change in Ownership of Parent Company (continued)



01/01



LO & W



dDP9 €ð Q Qh• °

F VX

\$ UZLqñ'€ðð00' F

© ISO

003



G	

# MEX, G

---

---

---

---

---

---

---

---

---

---

---

---

---

---

---

---

---

---

---

---







#### IV. P e p a a ion Ba i of Financial S a emen

1. P e p a a ion ba i

2. Con in al ope a ion

#### V. Significan Acco n ing Policie and Acco n ing E ima e

1. S a emen of compliance i h Acco n ing S anda d fo B ine En e p i e


2. Acco n ing pe iod

3. Ope a ing c cle

4. Repo ing c enc

5. Accounting treatment of business combination in controlling interest and non-controlling interest

6. Method of preparing consolidated financial statements



○

○



7. **Joint venture arrangements classification and Co-operation accounting treatment**

8. **Determination of cash and cash equivalents**

9. **Foreign currency transaction and foreign currency measurement**

10. **Financial instruments**



- 
- 
-











18. A e held fo ale

19. Deb in e men

20. O he deb in e men

21. Long- e m eeci able

22. Long- e m eq i in e men







- 
- 

2020 Annual Report

# FINANCIAL

---

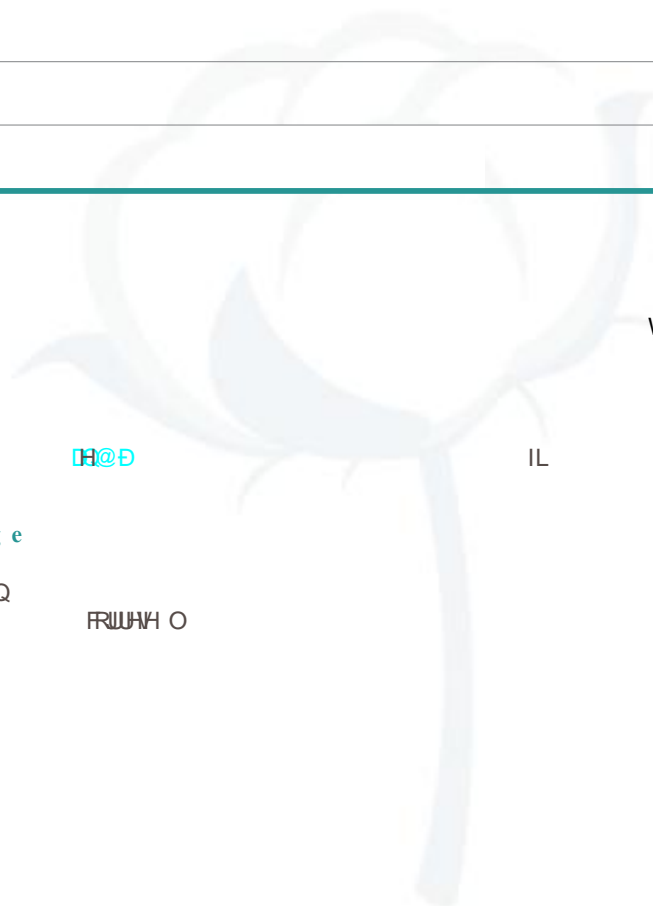
---

---

---

---

---



WORLDWIDE "BY P W

IL@D

IL

25. Con c ion in poog e

DOVRQ

FRUWH O



27. Biological a e

28. Oil and ga a e

29. Righ -of- e a e

30. In angible a e

---

---

---

---

---

---

---

---

---

---



34. Employee compensation



36. E-ima ed liabili ie




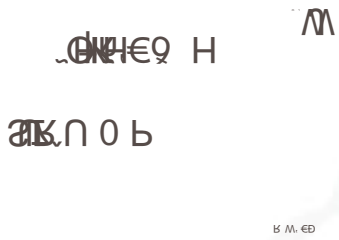
37. Sha e-ba ed pa men

38. Preferred shares, perpetual bonds and other financial instruments

39. Income



40. Governance



41. Defe ed income a a e / defe ed income a liabili ie



42. Lea ed


○

R 4qYA™ 0 p  
F 091000A-u1 E  
E 00US 0 P 5%YD+À  
G 000000000000 H  
W 2G  
À  
WBSL P gY9'•p  
W 2BDY@•p



# REPORT

22 Annual Report



2022 Annual Report

2022 Annual Report

2022 Annual Report

2022 Annual Report

43. O he ignifican acco n ing polic and acco n ing e ima e





# MEMORANDUM

DATE



180 € P U

Z 3p- P

W-H

Z 3W  
DQ, HFDG

D 3P HQMRO

VW



## VI. Ta a ion

### 1. Main a ca ego ie and a a e

---

---

---

---

---

---

---

---

If he e a e a pa e i h diffe en en e p i e income a a e , he di clo e a emen hall p e en

---

---

---

---

---

### 2. Ta p efe ence



3. O he

**VII. No e o I em in Con olida ed Financial S a emen**

1. Ca h and ca h eq i alen

2. Tradeable financial assets



3. Derivatives financial assets















q6q



Accountable




Accountable



□

---

---

---

---

---

---

---

---

---

---

---

---

---

---

---

---

---

---

---


---

---

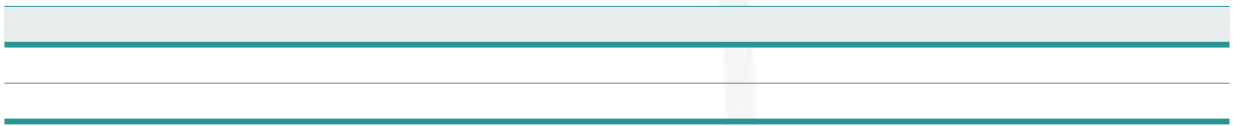
---

---

---



**6. Amount receivable financing**



7. Ad ance o pplie

---

---

---

---

---

---

---

---

---

---

---

---

---

---

8. O he ecei able

---

---

---

---



---

---

---

---

---

---

---

---

---

---

---

---

---

---

---

---

---

---

---

---

---

---

---

---

---

---


---

---

---

---

□



---

---

---

---

---

---

---

---

---

---

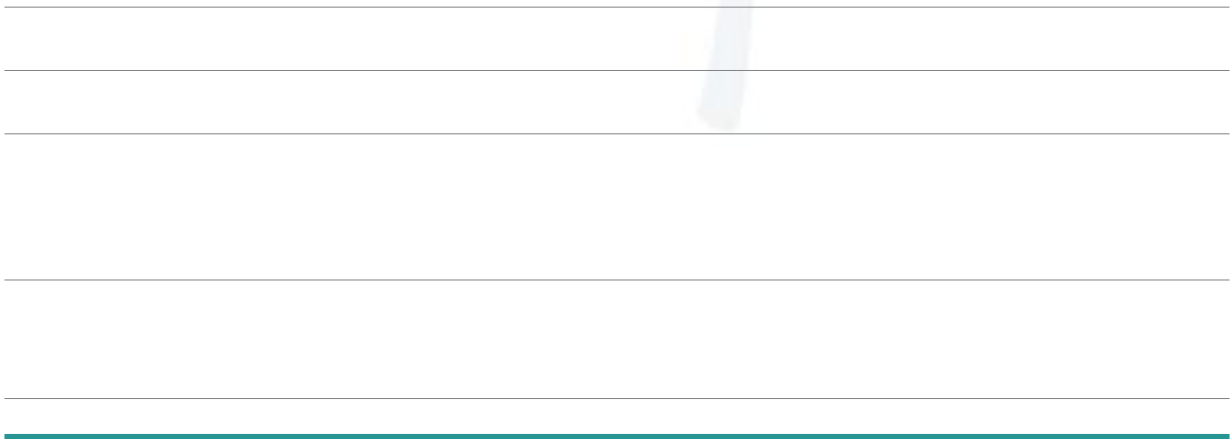

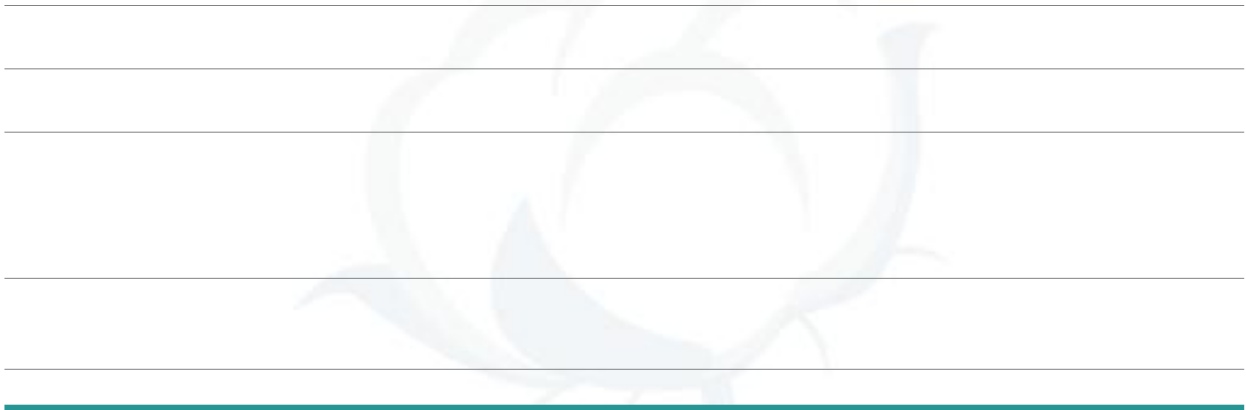

---

---

---

---

9. In en o



10. Con ac a e

---

---

---

---

---

---

11. A e held fo ale

---

---

12. Non-c en a e d e i h i n a e a

---

---

---

---

13. Other Income

---



15. O he deb in e men

---

---

---

---

---

---

---

16. Long- e m ecei able

---

---

---

---

---

□

17. Long-term investments

--

18. Other investments


--

--












19. Other non-current financial assets





□



21. Fidelity





FILIBORODS% P

FACE

ES


HB@ 1  
EAT  
C

MC PDB


QR€ (



22. Conclusion in progress



Multiple horizontal lines for text entry, including a thick light blue bar at the top and several thin grey lines below.



---

---

---

---

---

---

---

---

---

---

---

---

---

---

---

---

---

---

---

---

---

---

---

---

---

---

---

---

---

---

---

---

---

**23. Podci biologické**

**24. Oil and gas**





---

---

---

---

---

---

---

---

---

---

---

---

---

---

---

---

---

---

---

---

27. De elopmen e pendi e

---

---

---

---

---

---

---

---

---

---

28. Good ill

---

---

---

---

---

---

---

---

---

---

---

---

---

---

---

---

---

---

---

---

---

---

---

---

---

---

---

---

---

---

---

---

---

---

---

---

---

---

---

---

---

---

---

---

---

---

---

---

---

---

---

---

---


---

---

---

---

---





○

30 周年

rep

F



29. Long- e m namo i ed e pen e

---

---

---

---

---

30. Defe ed income a a e / defe ed income a liabili e

---

---

---

---

---

---

---

---

---

---

---

---

---




---

---

---

---

---



---

---

---

---

---

---

---

---

---

---

---

31. O he non-c en a e

---

---

---

---

---

32. Share loan







---

---

**33. Trading financial liabilities**

---

---

---

---

**34. Derivatives financial liabilities**

---

---

35. No e pa able

---

---

---

---

36. Acco n pa able

---



38. Contractual liabilities


39. Payables


---

---

---

---

---

---

40. Ta e pa able

---

---

---

---

---

---

---

---

---

---

---

---

---





41. O he pa able

---

---

---

---



42. Liabili ie held fo ale

---

---

43. Non-c en liabili ie d e i hin one ea

---

---

---

---

---

---

44. O he c en liabili ie

---

---

---

---

---

---

---

---

---

---

45. Long-term loan

---

---

46. Bond payable

---

---

---

---

---

---

---

---

---

---

47. Lea e liabili ie

---

---

---

---

---

48. Long- e m pa able

---

---

---

---

---

---

---

---

49. Long- e m pa oll pa able


---

---

---

---

---









[Redacted]

55. Capital and Reserves

[Redacted]

56. Total Assets

[Redacted]

57. Other comprehensive income

[Redacted]

58. Special e e e

59. S pl e e e

60. Undi ib ed p ofi

---

---

---

---

---

---

61. Re-evaluation and cost

---

---

---

---

---

---

---

---

---

---

---

---

---

---

---

---

---

---

---

---

---





65. R&D e pen e


66. Financial e pen e


67. O he income


68. Interest income




69. Net gain on currency hedging

--



70. Income from change in fair value


71. Credit impairment loss



75. Non-operating expenses






76. Income a e pen e





77. O he comp ehen i e income

78. Cash flow statement



79. Financial Information on Cash Flows





---

---

---

---

---

---

80. No e o i em in a emen of o ne ' eq i

81. A e i h o ne hip o e igh e ic ed

---

---

---

---

---

---

---

---

---

---

---

---

---

---


---

---



83. Hedge

84. Government bid




A series of horizontal lines for text entry, with a large, faint, light blue rose watermark centered in the background.






## VIII. Con olida ion cope change

1. B ine combina ion no nde common con ol









2. Bine combina ion nde common con ol

---

---

---

---

---

---

---

---

---

---

---

---

---

---

---

---

---

---

---

---

---

---

---

---

---

---

---

---

---

---

---

---

---

---

---

3. Receipts

4. Disposal of fixed assets




5. Change of management for the year



6. Other

IX. Information on the company

1. Information on fixed assets





2. T an ac ion in hich he ha e of o ne hip in e e in a b idia change and he b idia i ill con olled

---

---

---

---

---

---

---

---

---

---

3. Equity in joint venture arrangements



**4. Impairment testing of cash generating units**

5. Eq i in he c ed en i ha i no incl ded in he con olida ed financial a emen

6. O he

X. Ri k a ocia ed i h financial in men

(I) C edi i k



# БИБЛИОТЕКА

# В

G

ЖЕЛТЫЙ ПЛОД...

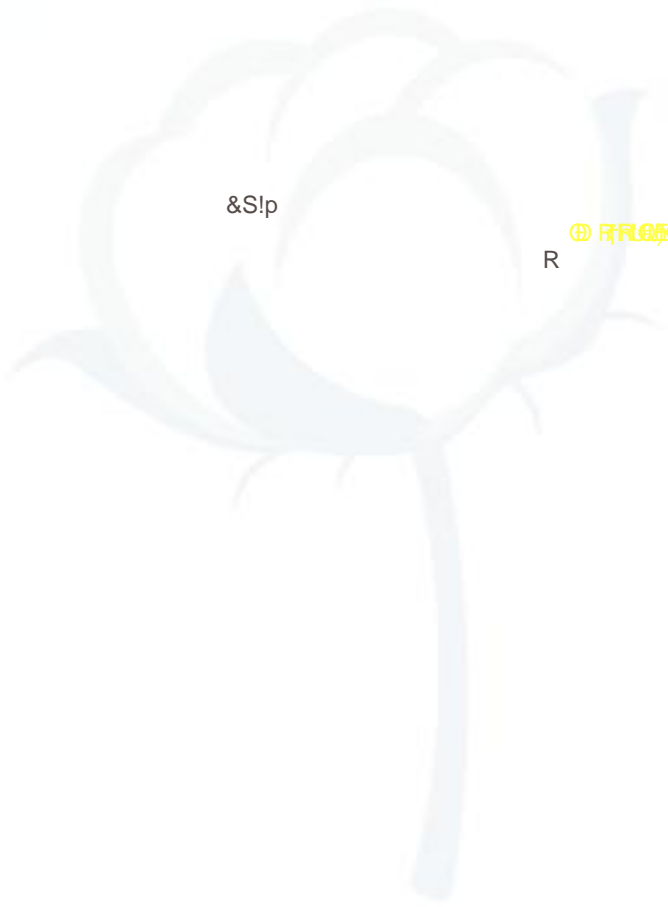
&Sp

ЖЕЛТЫЙ ПЛОД...

ЖЕЛТЫЙ ПЛОД...

R

ЖЕЛТЫЙ ПЛОД...



## XI. Financial disclosure

### 1. Ending financial assets and liabilities measured in financial



### 2. Contingent and non-contingent liabilities of financial entities and recognition basis for

- Contingent and non-contingent liabilities of financial entities and recognition basis for
- Contingent and non-contingent liabilities of financial entities and recognition basis for
- Contingent and non-contingent liabilities of financial entities and recognition basis for
- Contingent and non-contingent liabilities of financial entities and recognition basis for
- Contingent and non-contingent liabilities of financial entities and recognition basis for

6. **Fo con in o mea emen i em of fai al e, if he e i a con e ion be een diffe en le el in c en pe iod, he ea on fo he con e ion and he policie fo de e mining he con e ion ime poin**
7. **Val a ion echnolog change and ea on of change in c en pe iod**
8. **Fai al e of financial a e and financial liabili ie no mea ed a fai al e**
9. **O he**

## **XII. Rela ed pa ie and connec ed an ac ion**

1. **Pa en compan of he Compan**

---

---

---

2. **S b idia ie of he Compan**

3. **Coope a i e en e p i e and join en e**

---

---



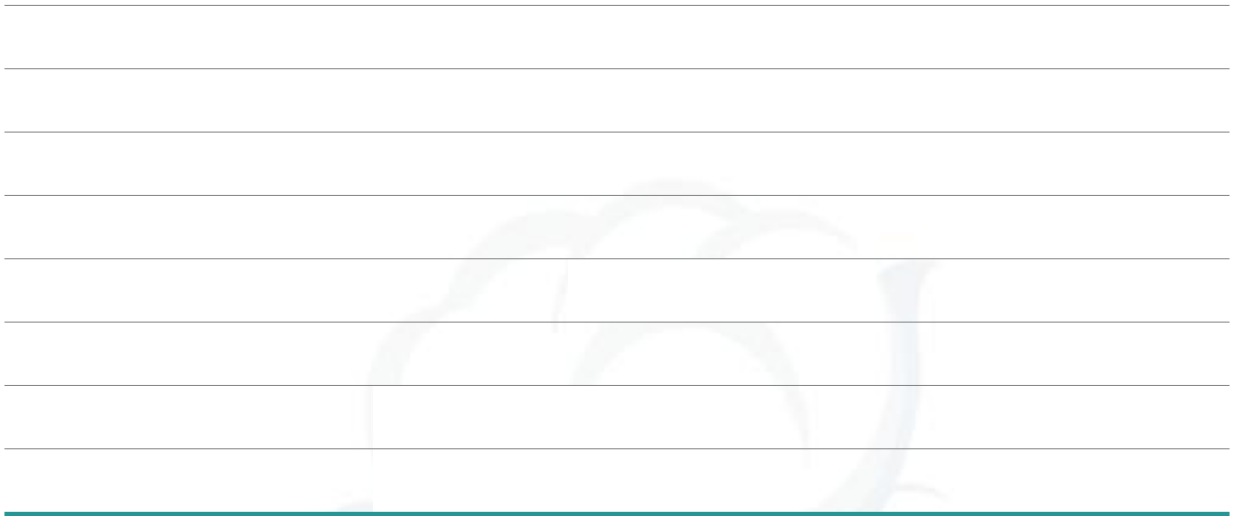

---



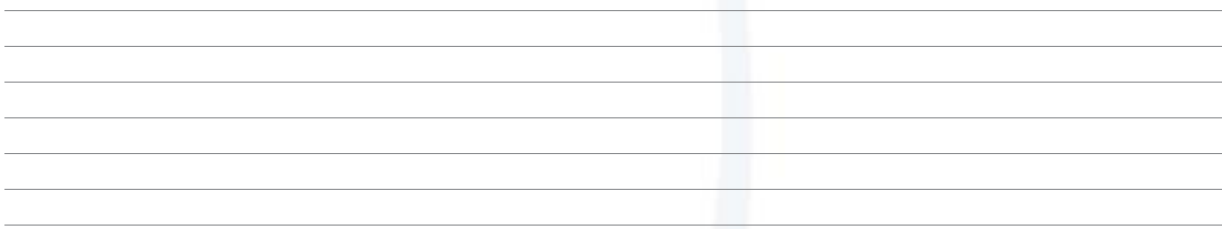



4. Situation of the related parties

---

















2. **Equity-based payments**

---

---

---

---

---

---

---

---

3. **Cash-based payments**

4. **Modification and termination of equity-based payments**

5. **Other**

**XIV. Commitments and contingencies**

1. **Important commitments**



## XV. Profit before tax

### 1. Impairment losses

--	--

### 2. Provision for doubtful debts

### 3. Sales

### 4. Profit before tax

## XVI. Profit after tax

### 1. Correction of prior accounting errors

--	--

--	--

### 2. Depreciation

### 3. Amortization





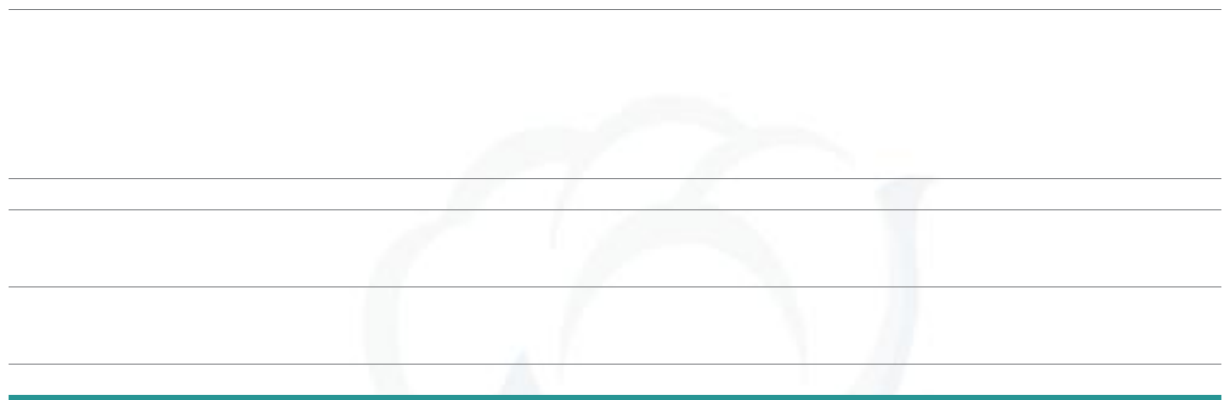

7. Other important actions and measures affecting the decision-making of investors





## XVII. Non-financial information of parent company and subsidiaries

### 1. Accounting



□

---

---

---

---

---

---

---

---

---

---

---

---

---

---

---

---

---

---

---

---

---

---

---

---

---

---

---

---

---

---

---

---

---

---

---

---

---

---

---

---

---

---

---


---

---


---

---

---



□



□



---

---

---

---

---


---

---

---

---

---




---

---

---

---

---




---

---

---

---

---



---

---

---

---

---

---

---

---

---

---

---

---

---

---

---

---

---





---

---

---

---

3. Long-term investments





**5. Investment income**



**6. Other**

## XVIII.F The Information

### 1. Statement of cash flows non-accrualing gain and loss

□



3. Difference in Accounting Data and Domestic and Foreign Accounting Standards

□

□

4. Other

V.

