

A

A

A

" "

2009

IPO

IPO

IPO

IPO

IPO

3-1-2-2

IPO

IPO

2016

A

IPO

A

IPO

IPO

IPO

IPO

IPO

IPO

IPO

SWANN

MUST

ROWE

A

2012

660

2000 8 24

0755-28066858

6864

5

1

1

2

3
2019 10

2019 11

4

5

6

2

A

1

2

3

4

5

6

7

8

;

9

A

A
2020 6 15 2020
A
2020 A
A
1 A
2 1.00
3
4 6,000
10%
5
6
7
8

9

1

2

3

4

5

1

2000 8 24 2015 4 30

3-1-2-11

2015 2 28
1,058,194,956.32 1:0.3478 368,000,000
1 368,000,000 690,194,956.32
2015 6 11

3

2

[2020] ZI10114

[2020] ZI10117

3

1

2

2

2

3

4

1

2

3

3

3

2013 11 30

[2013]42

5%

2019

1

2

3

4

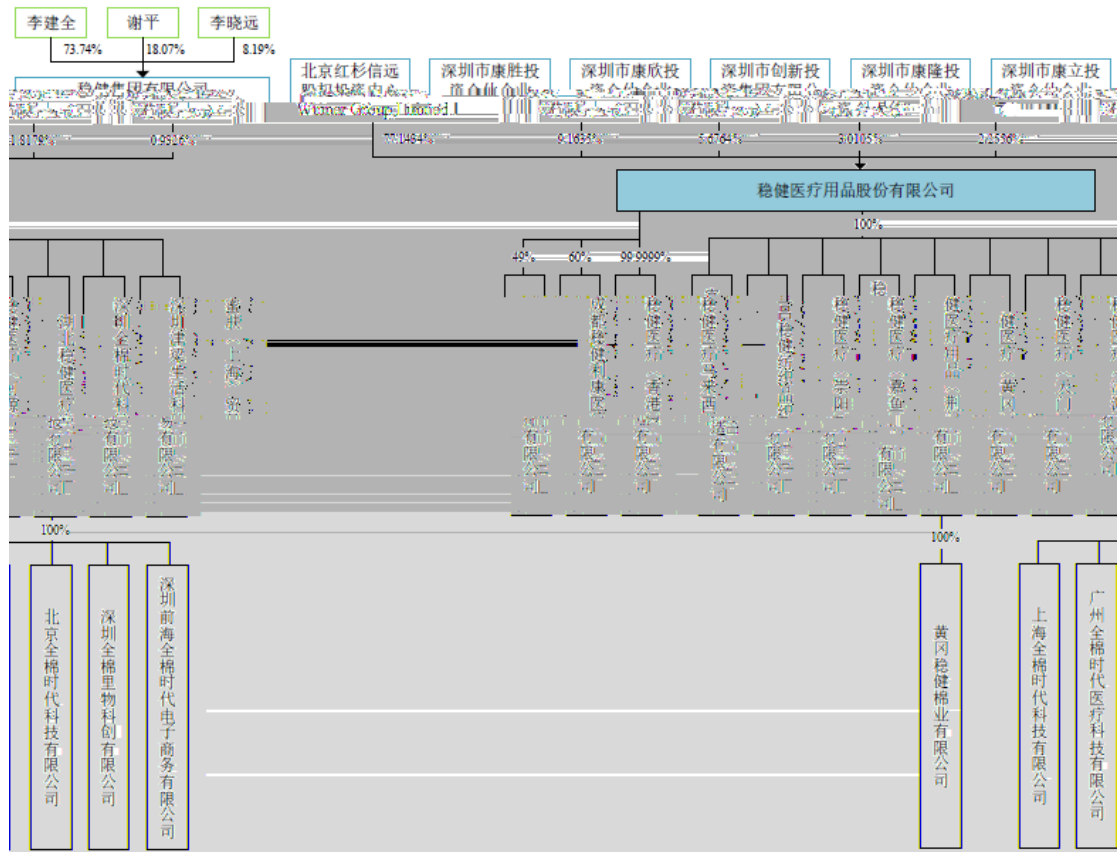
5

6

7

/
/
/

1



2

7

5

73.74% 18.07% 8.19%

5

2

3

2012 6 14

SD1416

P1000645

1999 8 25

SD2401

P1000284

1

2

4

[2018]22

1

3-1-2-17

/ /
/ 31110000E00016266T /
/ /
/

2

2

1

30

2

3

3

1

" "

" winner

" " Purcotton

"

2

3

54.94% 51.26% 50.77%

2018 6
500
25%
2018 5
30.84% 27.14%
33.09% 30%

5

25.65%

25.57% 27.85%

6

7

2017 2018 2019

91.97% 93.25% 89.75%

37.31% 33.07% 33.43%

8

9

2020	1-6	417,977.89	98.52%
		103,221.87	348.92%
	2020		

4

1

2

77.1434% 66.5393%
6,000

5

1

2017	2018	2019	
84,306.42	99,241.12		76,212.00
21.90%			22.48% 21.30%
2.34%			1.99% 2.07%

2

			47.80%	49.18%	51.75%	
			31.82%	34.79%	37.48%	12.23%
11.08%	11.96%					

3

	2012		2015		2018
				2013	
	2016		2019		2018
			15%		15.00%
		100			
	2017	2018	2019		
	3,248.25	3,425.05	5,176.31		6.28%
6.84%	8.11%				

" "

4

			24.63%
22.70%	19.18%		

1

6.5342

6.8632

6.9762

2017

1,205.95

2018

2019

921.73

361.84

6

1

2016 5

2019 11

5.5

2019 12 31

50% 2020 2 29 50%

1.5

2

3

4

5

7

3

8

1

2

2017 2018 2019

23.12% 17.76% 16.54%

3

" "

" winner

" " Purcotton

"

2019-2022

	2017	2018	2019	
349,758.11	383,891.72	457,462.59		42,781.23
42,547.53	54,719.92			

1

26,467.0 / 2019 42,359.0 / 2013 8.15%
2013 9,429.6 / 2019 16,021 /
9.24%

" " " " 2030
10% 35% 2015

2018 593 2015
26 2018
45 11 /
2

" "
2005
30

		2019	12	31
	30	295		129
56				

2,000

2019 12 31

2020	1-6	417,977.89	98.52%
		103,221.87	348.92%

2020

2020

2020	1-9	772,255.19
147.62%		181,910.70
349.65%		

2020 1-9

2020 1-9

(此页无正文，为中国国际金融股份有限公司《关于稳健医疗用品股份有限公司第八


三

三



(此页无正文,为中国国际金融股份有限公司《关于稳健医疗用品股份有限公司首次公开发行 A 股股票并在创业板上市的发行保荐书》之签署页)

保荐业务负责人:




孙雷

2020年7月24日

保荐机构公章

中国国际金融股份有限公司



2020年7月24日

(此页无正文，为《中国国际金融股份有限公司关于稳健医疗用品股份有限公司首次公



A

3

3

